Lassen Transit Service Agency

LASSEN RURAL BUS

OVERVIEW AND PERFORMANCE

History and Overview

- Public transit service in Lassen County began in 1981
- Lassen Transit Service Agency (LTSA) was formed through Joint Powers Agreement (JPA) between Lassen County and City of Susanville in 2001.
- Contracts with:
  - Big Valley 50 for service in Adin
  - Sage Sage (Modoc County) for intercity service to Reno
  - In the past, (Lassen Senior Services)
- The Susanville Indian Rancheria provided public transit service until 2020.
  - Offered intercity trips to Reno and Redding for the general public
- 9% of households in the City of Susanville do not have access to a vehicle (7% statewide average)

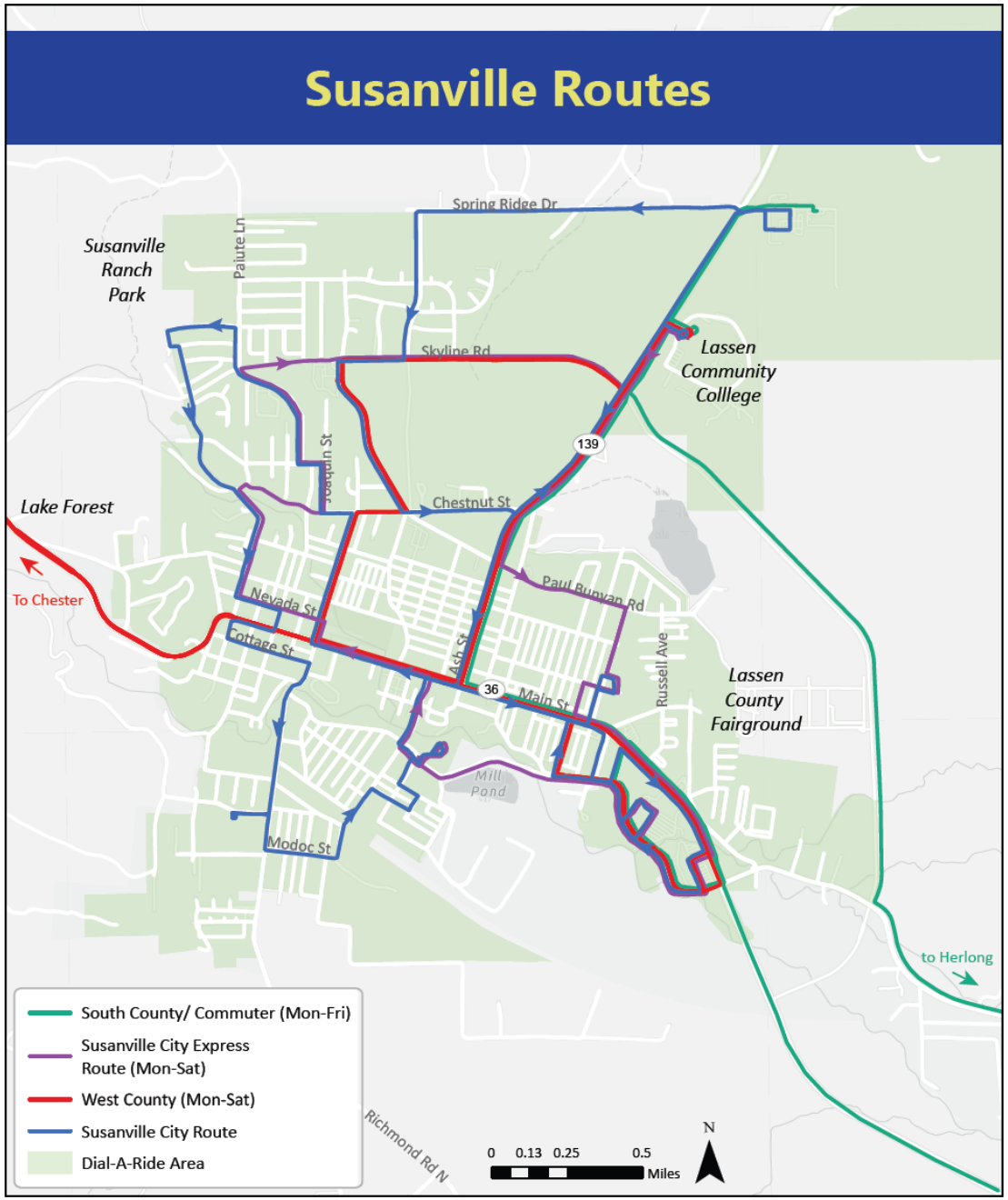

Services Available

- Susanville City Route
  - M – F (7 AM to 7 PM; Sat (8 AM to 4 PM)
  - Hourly headways
  - Series of 1-direction loops
- Susanville Express
  - M – F (10 AM to 4 PM)
  - 30-minute headways
  - Smaller loop running in the opposite direction of main route.
- Dial-A-Ride
  - Same hours as Susanville City Route
  - 60+ or disabled passengers
  - One day advance reservation

Services Available

- **West County Route**
  - 3 RT on weekdays and 2 RT on Saturday
  - Connections to recreation (Bizz Johnson and PCT)
  - Transfers to Plumas Transit
- **South County Route**
  - 2 RT on weekdays
  - South County Commuter
  - 2 RT on weekdays, no service on federal holidays
- **Former Routes**
  - Eagle Lake Summer Route
  - East County Route

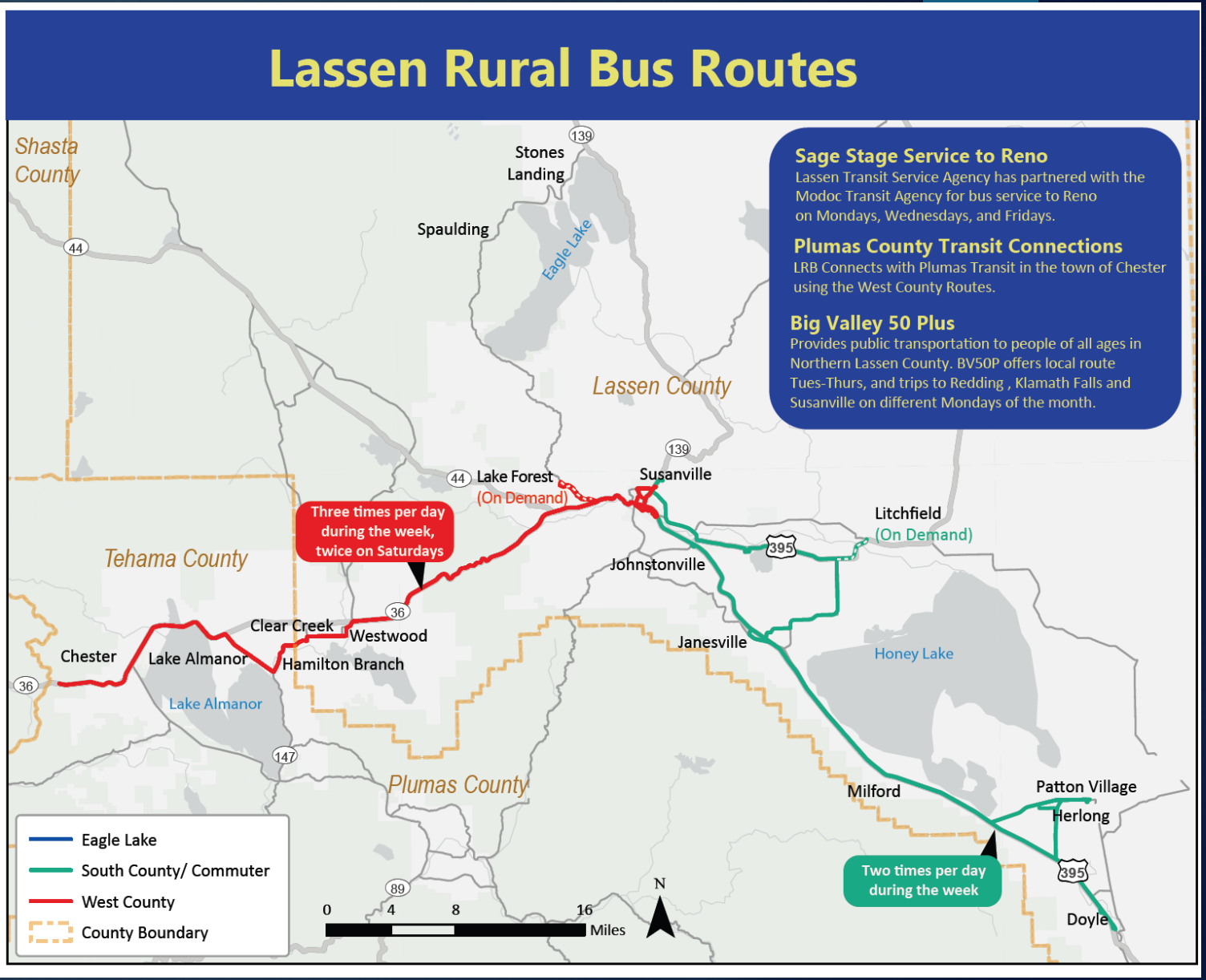

Ridership and Performance

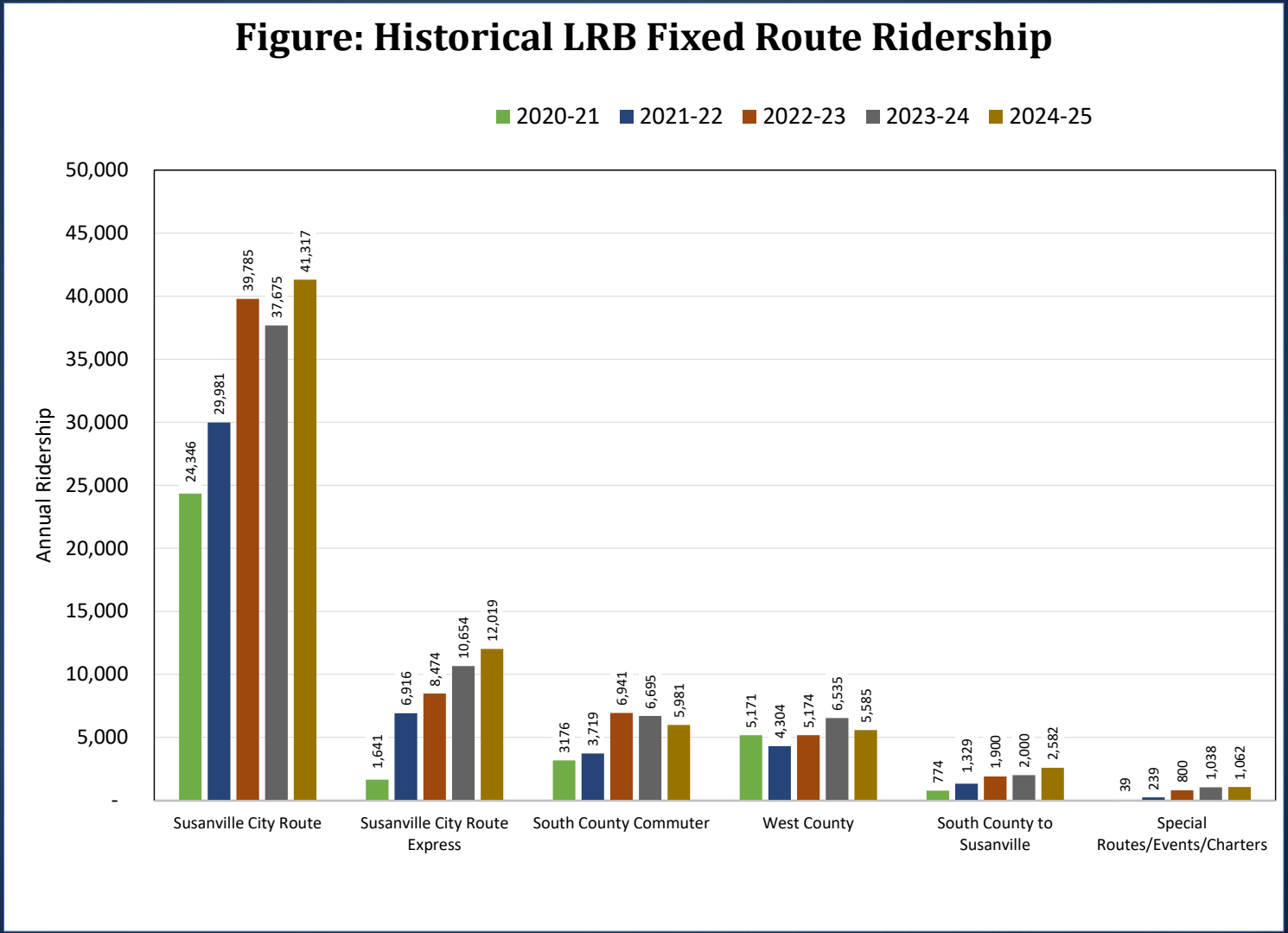

Figure: Lassen Rural Bus Performance Indicators FY 2024-25

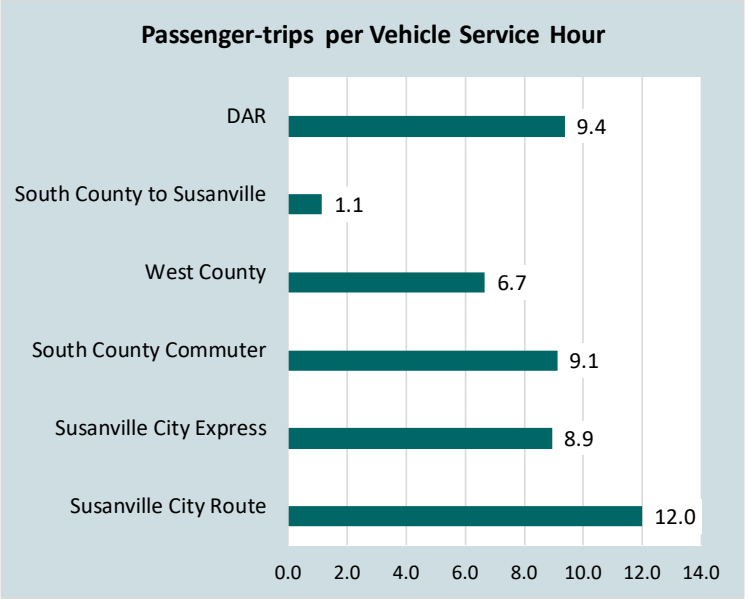

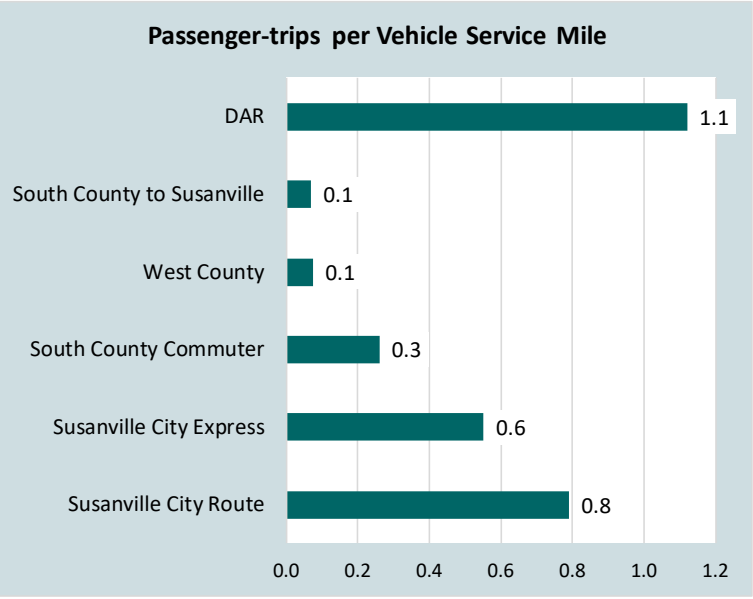

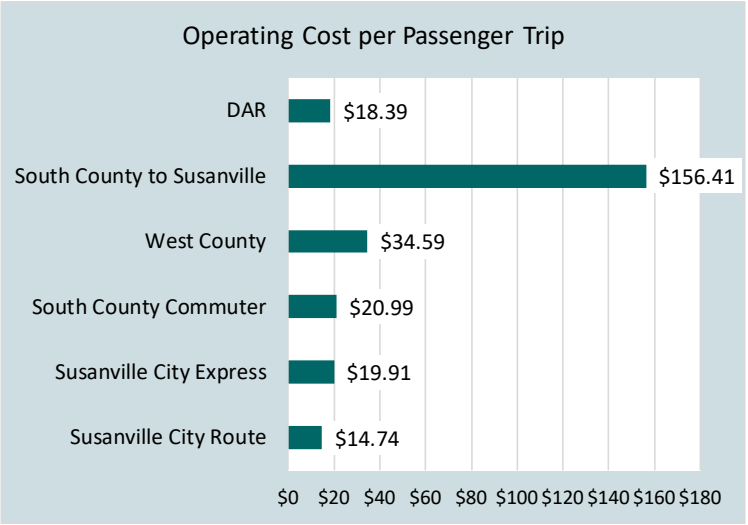

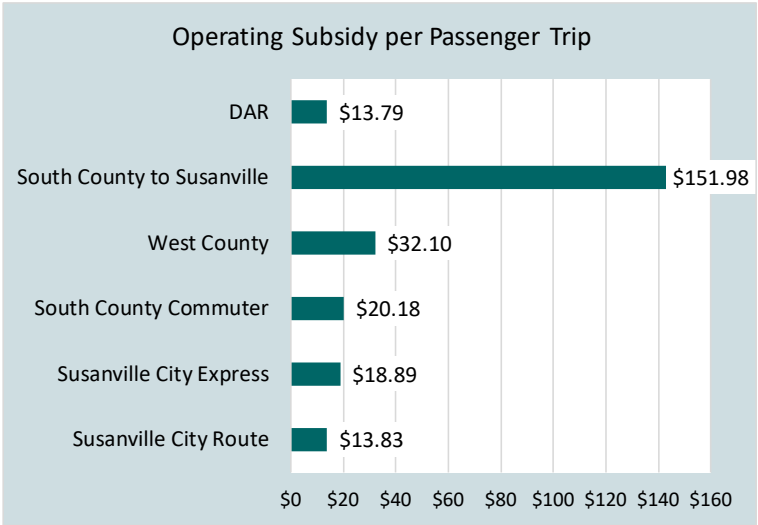

Comparison to Peer Agencies

Peer Transit Operator Comparison

FY 2024-25

	Population	Ridership	Ridership per Capita	Passenger-Trips per Vehicle Hour	Operating Cost per Passenger-Trip
Lassen Rural Bus	**24,088**	**90,835**	**3.8**	**8.2**	**$22.04**
Plumas Transit	19,790	29,264	1.5	4.7	$36.01
STAGE (Siskiyou)	44,076	19,300	0.4	2.0	$105.71
TRAX (Tehama)	64,451	159,736	2.5	5.6	$14.11
Redwood Coast Transit	27,743	103,551	3.7	5.4	$26.49
Peer Average	*39,015*	*77,963*	*2.0*	*4.4*	$45.58

Source: LRB, NTD Profiles and RCTA

=Above peer average

How is transit funded?
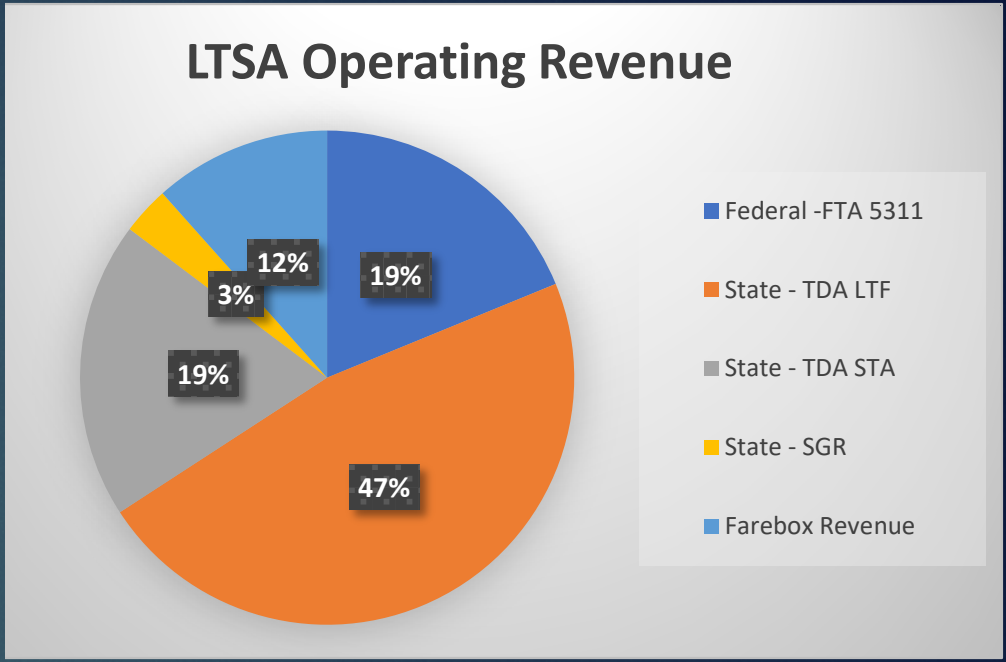
- Transportation Development Act (TDA)
  - Local Transportation Fund (LTF) - $657,000
  - State Transit Assistance (STA) - $272,000
- State of Good Repair - $50,000
- Federal Transit Administration (FTA) - $300,000
- Fare Revenue - $185,000
- **Total Operating Revenue - $1.5 million**
- **Total Annual Operating Budget – $2.1 million**
- **This does not include cost of replacing buses or bus stop improvements**
  - Competitive FTA 5339 grants can fund 80% of vehicle replacement costs
- **SB 125 Total Allocation in the bank - $2.9 million**